

INDEX TO LEGAL PERIODICALS & BOOKS FULL TEXT

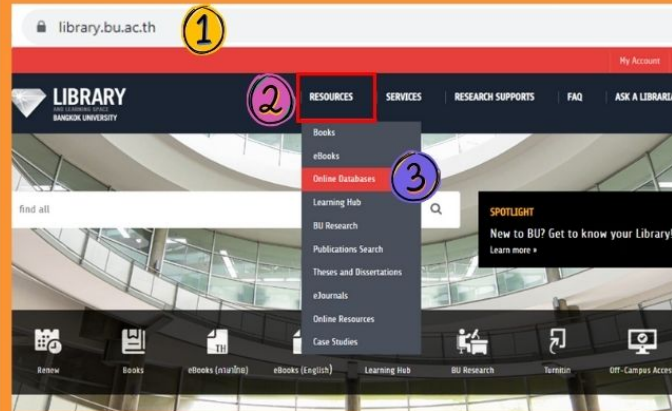
Index to Legal Periodicals & Books Full Text includes 91 active, full-text non-open access journals not available in any version of Academic Search. In addition to full-text journals, Index to Legal Periodicals & Books Full Text includes 207 full-text law reviews.



Remark: For off-campus access, please set your computers with BU VPN

ACCESS TO ONLINE DATABASES

1. Go to Url: library.bu.ac.th
2. Choose: Resources --> online databases



3. Log in : Username and Password

Log in to Online Database

Username

Password

Log In

4. Click: Index to Legal Periodicals & Books Full Text



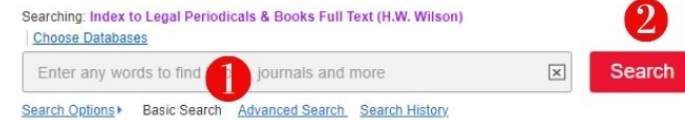
SEARCH METHOD

Basic Search

It's a quick and easy way to search

Search process

1. Type a keyword
2. Select Search.

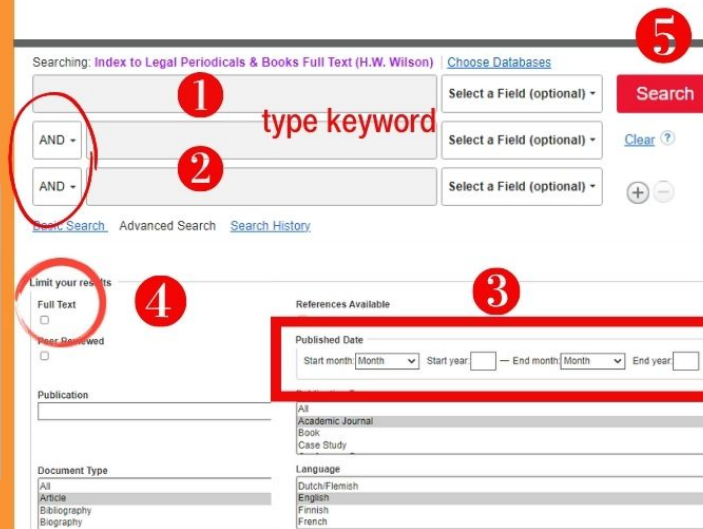


Advanced Search

It is a search for people who are very detailed in their search. or want to limit or expand your search to cover more

Search process

1. Type a keyword
2. Identify conjunctions.
3. Specify the period of publication.
4. Choose to search in the full document.
5. Select Search.



Search Results

1. Narrow limitations
2. Results from search terms
3. Click only for the full article.
4. Number of results

Download full article file

1. Download the full article
2. List of references
3. Make a bibliography
4. Permalink

Show HTML file format

Language translation function, read aloud article in HTML file format

1. Click to listen to the reading aloud and translate.

Click Article in HTML file format..

2. Select Translate
3. Listen to the article read aloud.

1. Click to listen to the reading aloud and translate.
2. Select Translate
3. Listen to the article read aloud.

Click to translate

1. Click to translate

Click to hear a reading aloud.

1. Click to listen to the reading aloud and translate.

Tools Menu

When viewing an article, there are several tools available to you on the right-hand side of the screen.

Google Drive	- Export the article to your Google Drive.
Add to folder	- Add the article to the session folder or your personal My EBSCOhost folder.
Print	- Print the article.
E-mail	- E-mail the article to yourself or multiple e-mail addresses.
Save	- Save the article to a destination on your computer.
Cite	- Retrieve citation information for the article in several different formats.
Export	- Export the article to your bibliographic management software.
Create Note	- Save a note on the article to your My EBSCOhost folder.
Permalink	- Copy and paste a persistent link to the article.
Share	- Share the article to one of many to social sites such as Facebook, Twitter, etc.
Listen	- Hear the HTML Full Text of an article read to you using Text-to-Speech
Translate	- Translate the HTML Full Text of the article to one of many available languages