

Database User Manual

Regional Business News

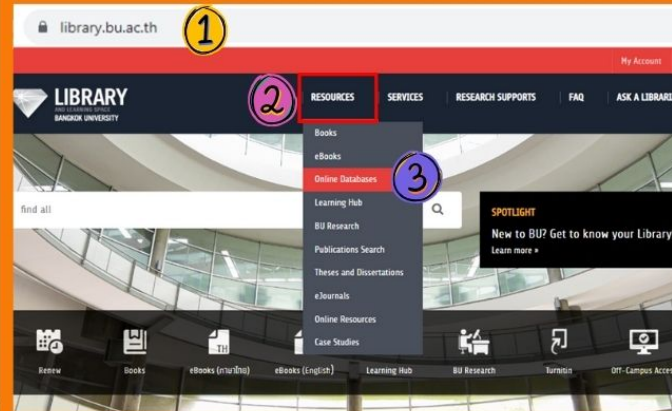
Regional Business News provides full-text regional business publications for the United States and Canadian provinces. Users can search newspapers, magazines and other resources from trusted news sources.



Remark: For off-campus access, please set your computers with BU VPN

Database access

1. Go to Url: library.bu.ac.th
2. Choose: Resources --> Online databases

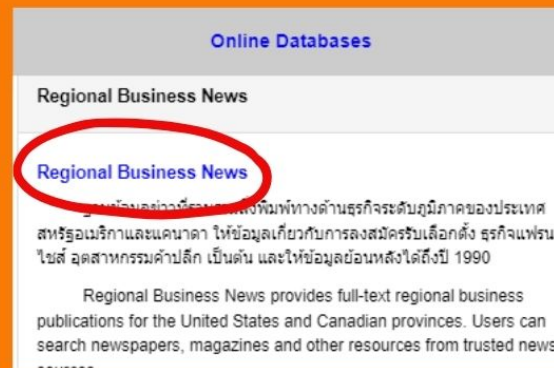


3. Log in : Username and Password

Log in to Online Database

Log In

4. Select: Regional Business News



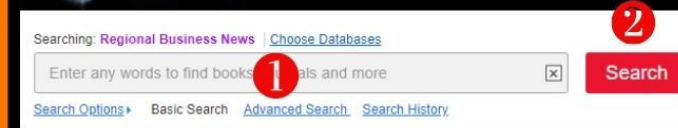
Search method

Basic Search

It's a quick and easy way to search.

search process

1. Type a keyword
2. Select Search.

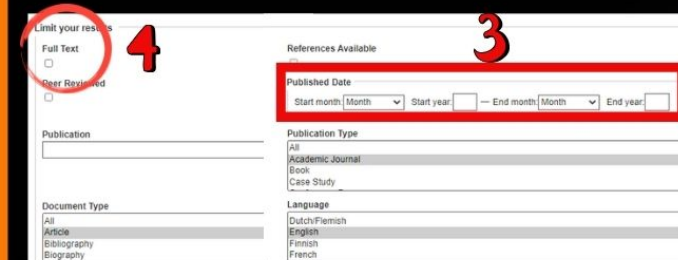
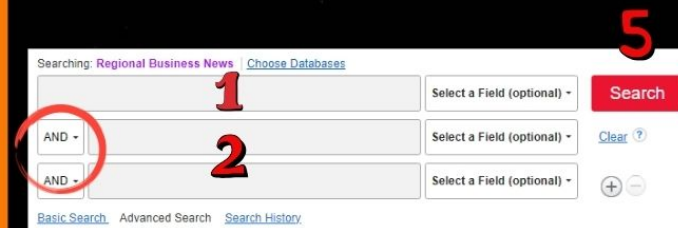


Advanced Search

It is a search that wants to limit or expand the search to cover more

Search process

1. Type a keyword
2. Identify conjunctions.
3. Specify the period of publication.
4. Choose to search in the full document.
5. Select Search.



Search Results

1. Narrow limitations, such as

- Full Text article
- year of publication

2. List of articles

3. Click Full Text (PDF)

Download full Text

1. Download the full article

2. Make a list of references.

3. Make a bibliography

4. Permalink

Show HTML file format

Click on HTML Full Text icon

1. Click on HTML Full Text icon

Clicking on an article in HTML file format shows the results as follows

2. Choose Language

3. Listen

1. Click to translate languages.
2. Click to listen an article

Click to translate

1. Translate

Click to hear the article read aloud

1. Listen

Tools Menu

When viewing an article, there are several tools available to you on the right-hand side of the screen.

	Google Drive	- Export the article to your Google Drive.
	Add to folder	- Add the article to the session folder or your personal My EBSCOhost folder.
	Print	- Print the article.
	E-mail	- E-mail the article to yourself or multiple e-mail addresses.
	Save	- Save the article to a destination on your computer.
	Cite	- Retrieve citation information for the article in several different formats.
	Export	- Export the article to your bibliographic management software.
	Create Note	- Save a note on the article to your My EBSCOhost folder.
	Permalink	- Copy and paste a persistent link to the article.
	Share	- Share the article to one of many to social sites such as Facebook, Twitter, etc.
	Listen	- Hear the HTML Full Text of an article read to you using Text-to-Speech
	Translate	- Translate the HTML Full Text of the article to one of many available languages